


Examples of Acceptable Sheds

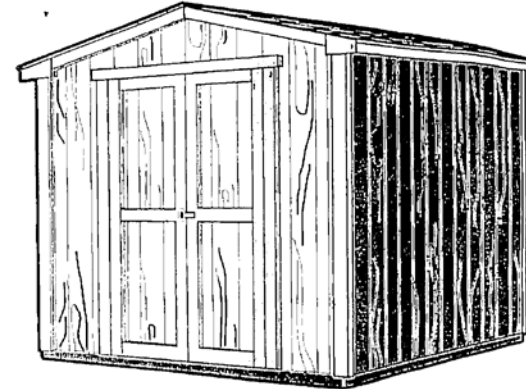
8' Marco Series Gambrel Building

Engineering Building
Plans for 8x8




8' Marco Series Gable Building

Engineering Building
Plans



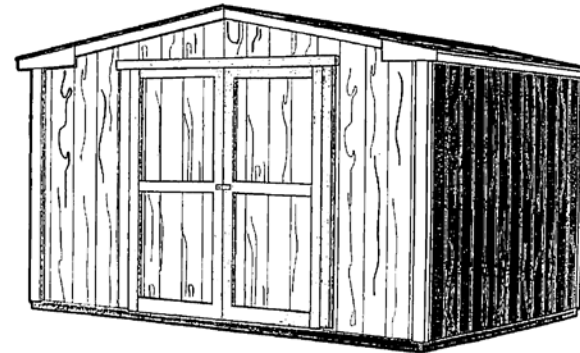
10' Marco Series Gambrel Building

Engineering Building
Plans for 10x8, 10x12 and 10x16



10' Marco Series Gable Building

Engineering Building
Plans



Note: Some communities do not allow sheds on home sites adjacent to common areas.